



Animal Care & Control Committee  
Thursday, January 30, 2025  
Agenda

Call to Order

Check for Quorum

Welcome Mayor Emerging Leaders

Public Comments – Limited to Agenda Items

Approval of Minutes: October 31, 2024

Agenda Items:

- December 2024 Animal Control Stats Presentation
- Discussion – Proposed changes to Dangerous Dog Regulations
- Veterinarian Update and Mobile Surgery Unit
- Shelter Licensing Update
- New Shelter Progress Report
- 2025-2026 Fiscal Budget Discussion

OPEN DISCUSSION

Next Meeting Date: Dangerous Dog Appeal – Only If Needed  
Tentatively February 27, 2025

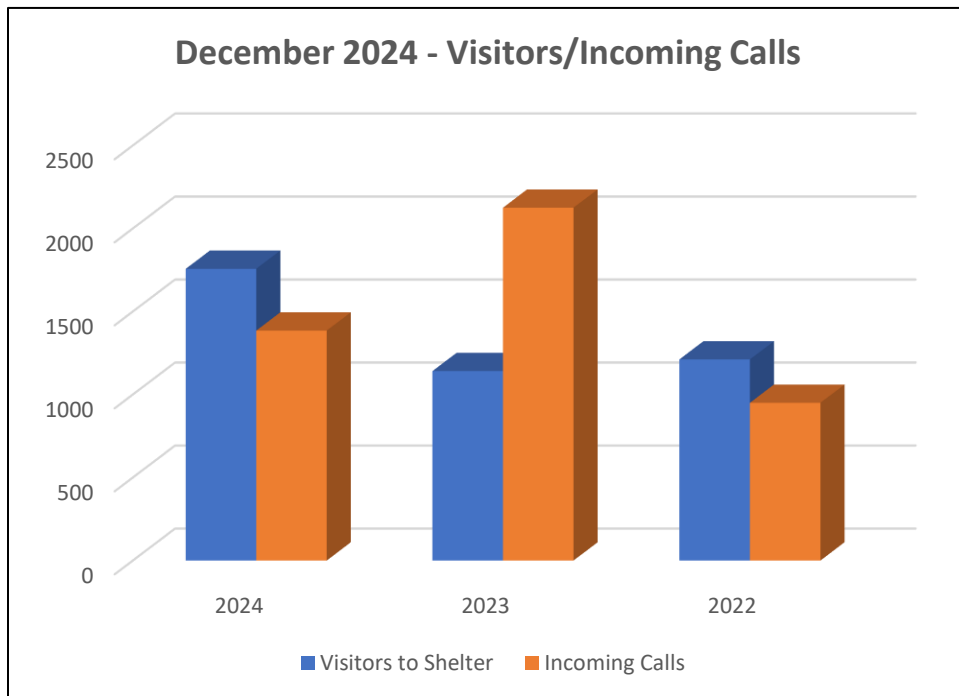
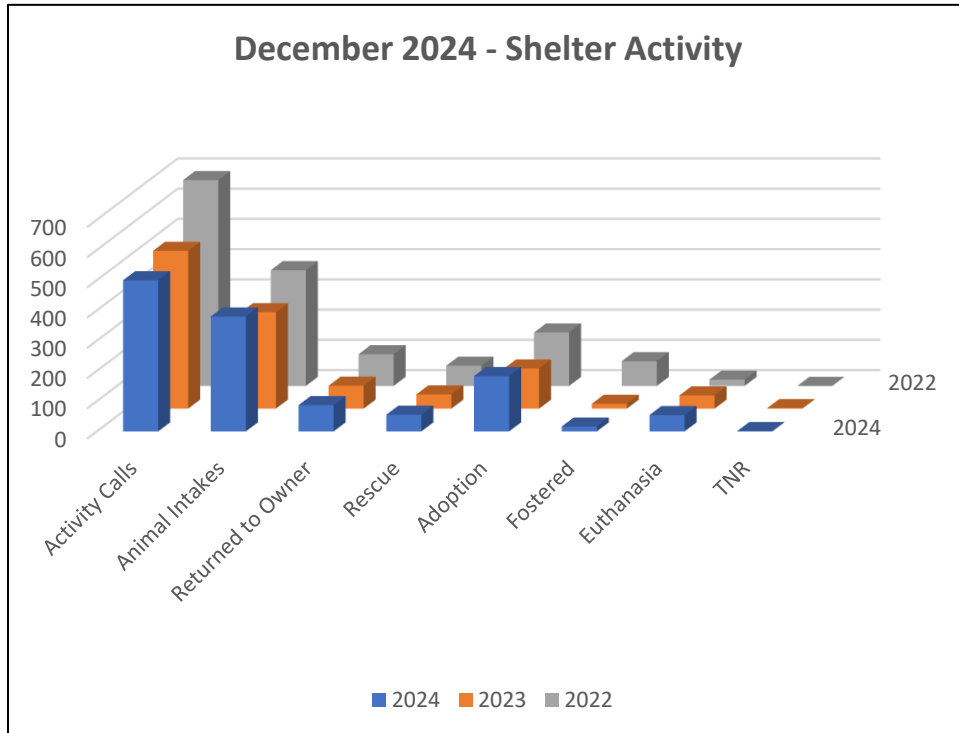
Committee Meeting – April 24, 2025

Adjourn



# December 2024 Shelter Report

December 2024	
Activity Calls	500
Animal Intakes	380
Dogs	262
Cats	117
Other	1
<b>Incoming Per Day</b>	<b>15</b>
Returned to Owner	87
Dogs – In Field	11
Cats – In Field	0
Dogs – From Shelter	74
Cats – From Shelter	2
Rescue Transfers	55
Dogs Transferred	40
Cats Transferred	15
Other	0
Animals Adopted	183
Dogs Adopted	93
Cats Adopted	90
Other Animals	0
Fostered	16
Dogs Fostered	4
Cats Fostered	12
Euthanasia	54
Dogs Euthanized	36
Cats Euthanized	18
TNR/Returned to Field	1
Visitors to Shelter	1,757
Avg. Visitors per Day	87
Incoming Phone Calls	1,385
Avg. Calls per Day	57

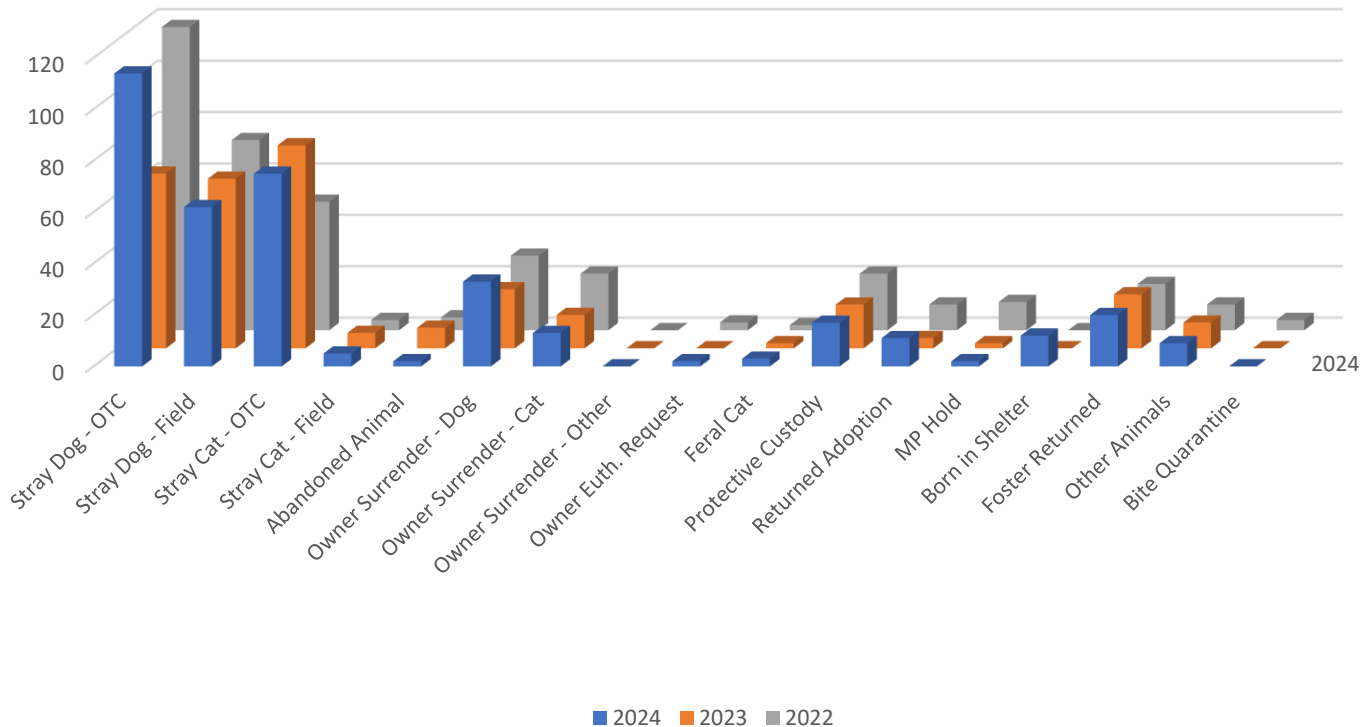


# December 2024 Shelter Report

## Animal Intake Reasons

Intake Reasons	380
Stray Dog – OTC	114
Stray Dog – Field	62
Stray Cat – OTC	75
Stray Cat – Field	5
Abandoned Animal	2
Owner Surrender – Dog	33
Owner Surrender - Cat	13
Owner Surrender - Other	0
Owner Euth. Request	2
Feral Cat	3
Protective Custody	17
Returned Adoption	11
MP Hold – Ft. Campbell	2
Born in Shelter	12
Foster Returned	20
Other Animals	9
Bite Quarantine	0

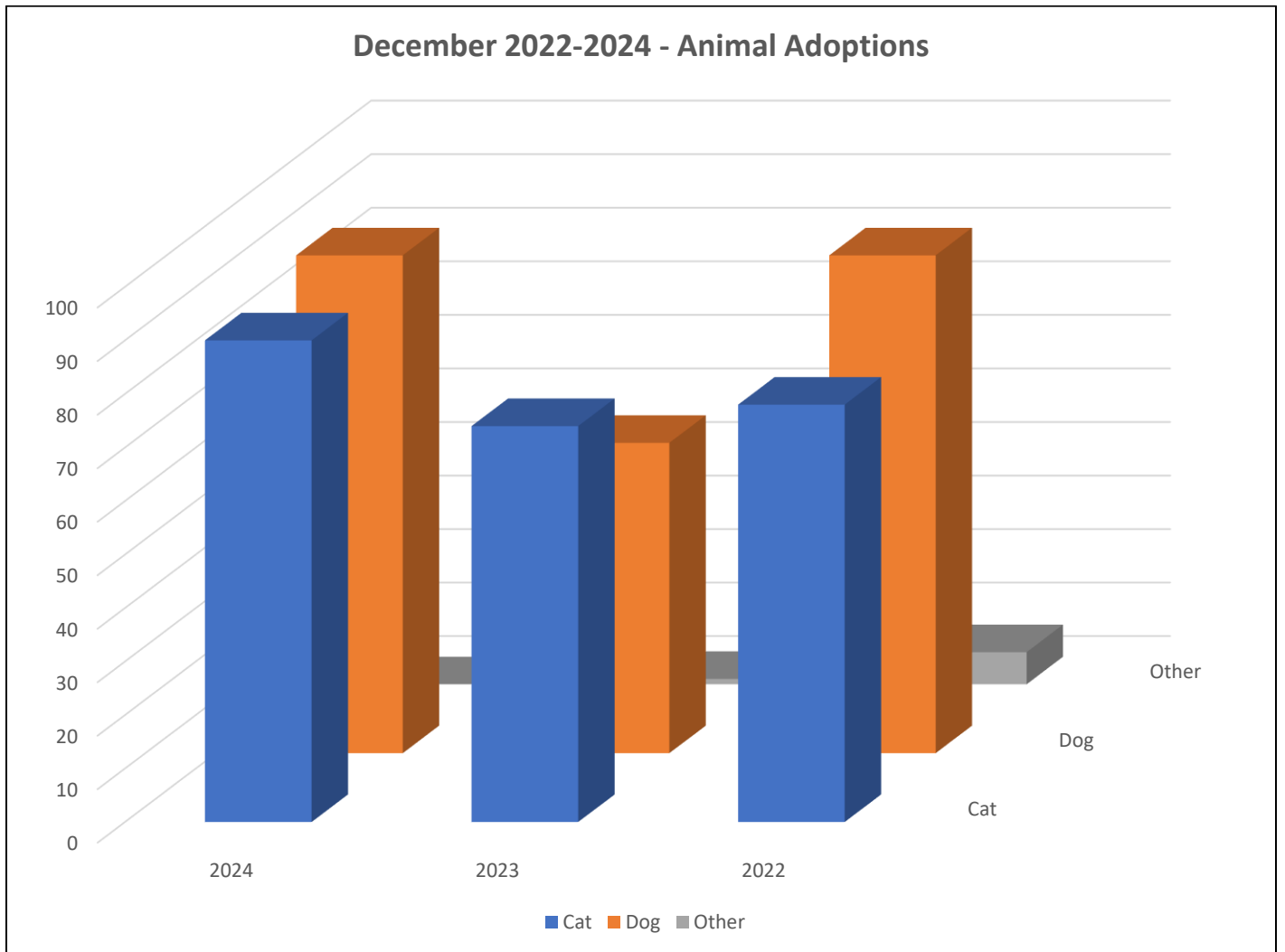
December 2022-2024 - Animal Intakes



# December 2024 Shelter Report

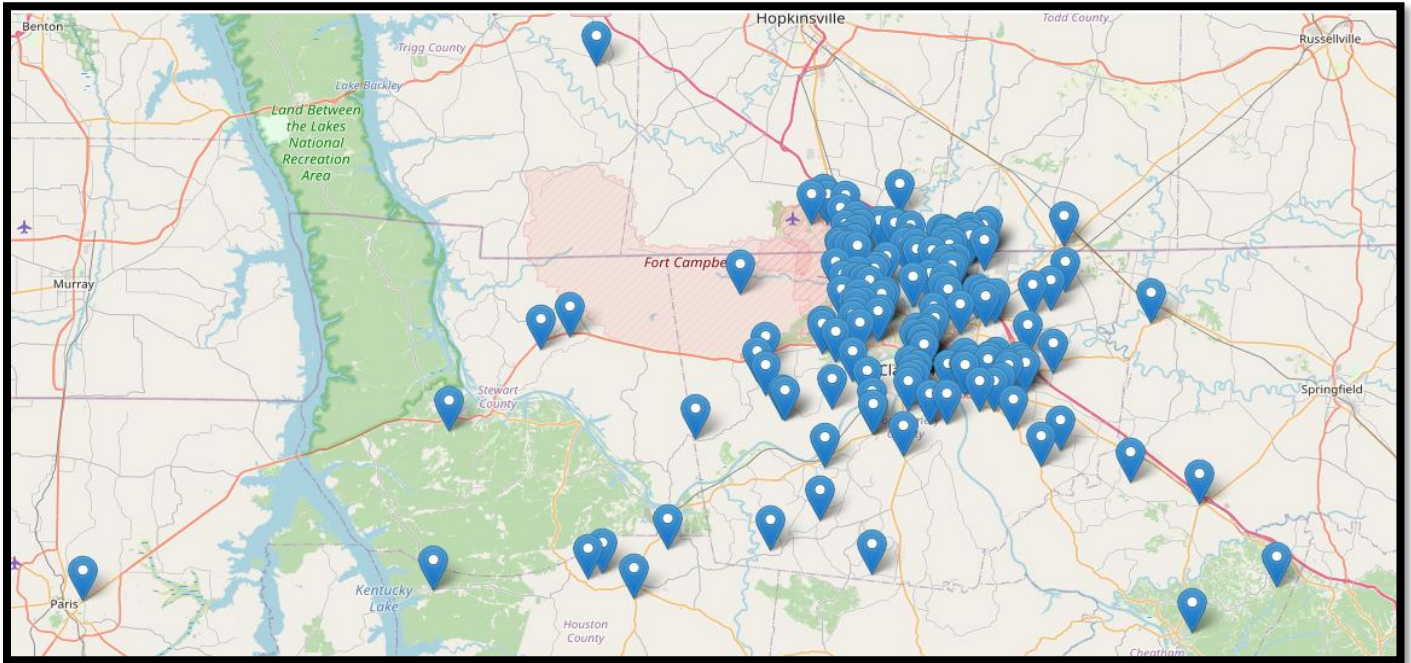
## Animal Adoptions

Adoptions	183
Dogs/Puppies	93
Cats/Kittens	90
Other Animals	0



# December 2024 Shelter Report

## Adoptions Map

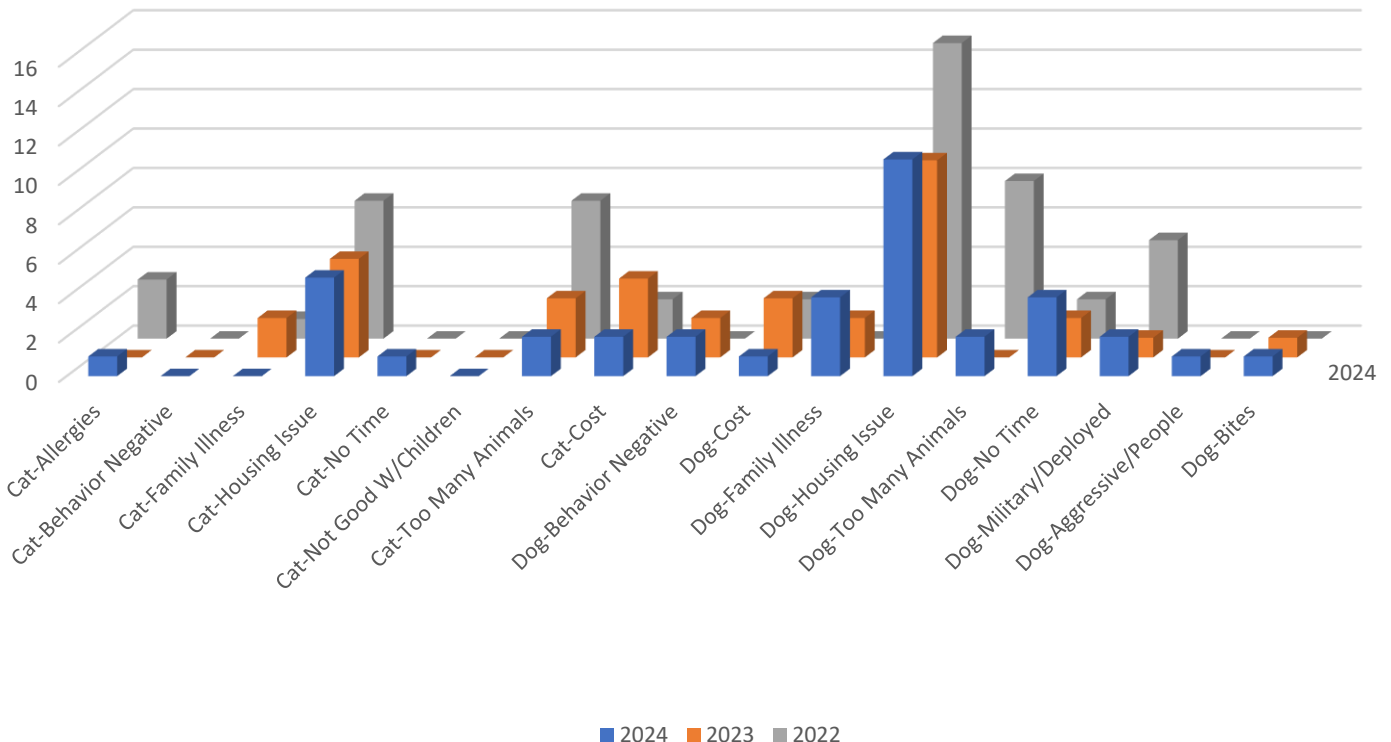


# December 2024 Shelter Report

## Owner Surrenders

Owner Surrender Reason	39
Cat – Allergies	1
Cat – Behavior Negative	0
Cat – Family Illness	0
Cat – Housing Issue	5
Cat – No Time	1
Cat – Not Good W/Children	0
Cat – Too Many Animals	2
Cat – Cost	2
Dog – Behavior Negative	2
Dog – Cost	1
Dog – Family Illness	4
Dog – Housing Issue	11
Dog – Too Many Animals	2
Dog – No Time	4
Dog – Military/Deployed	2
Dog – Aggressive/People	1
Dog – Bites	1

December 2022-2024 Owner Surrender Reasons

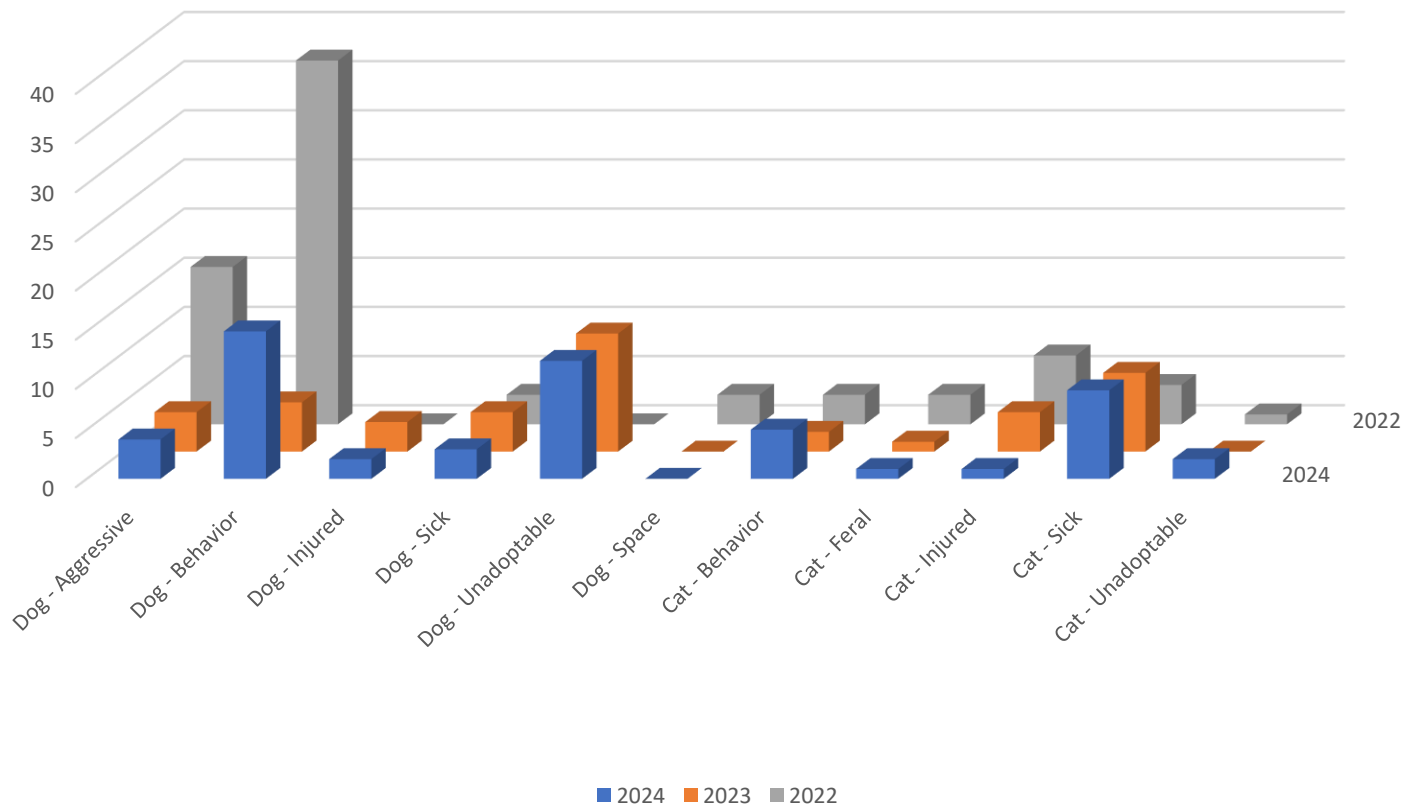


# December 2024 Shelter Report

## Euthanasia

Animal Euthanasia	54
<b>Dogs/Puppies</b>	<b>36</b>
Aggressive	4
Behavior	15
Sick	3
Injured	2
Unadoptable	12
Feral	0
Space	0
<b>Cats/Kittens</b>	<b>18</b>
Feral	1
Injured	1
Aggressive	0
Sick	9
Unadoptable	2
Behavior	5

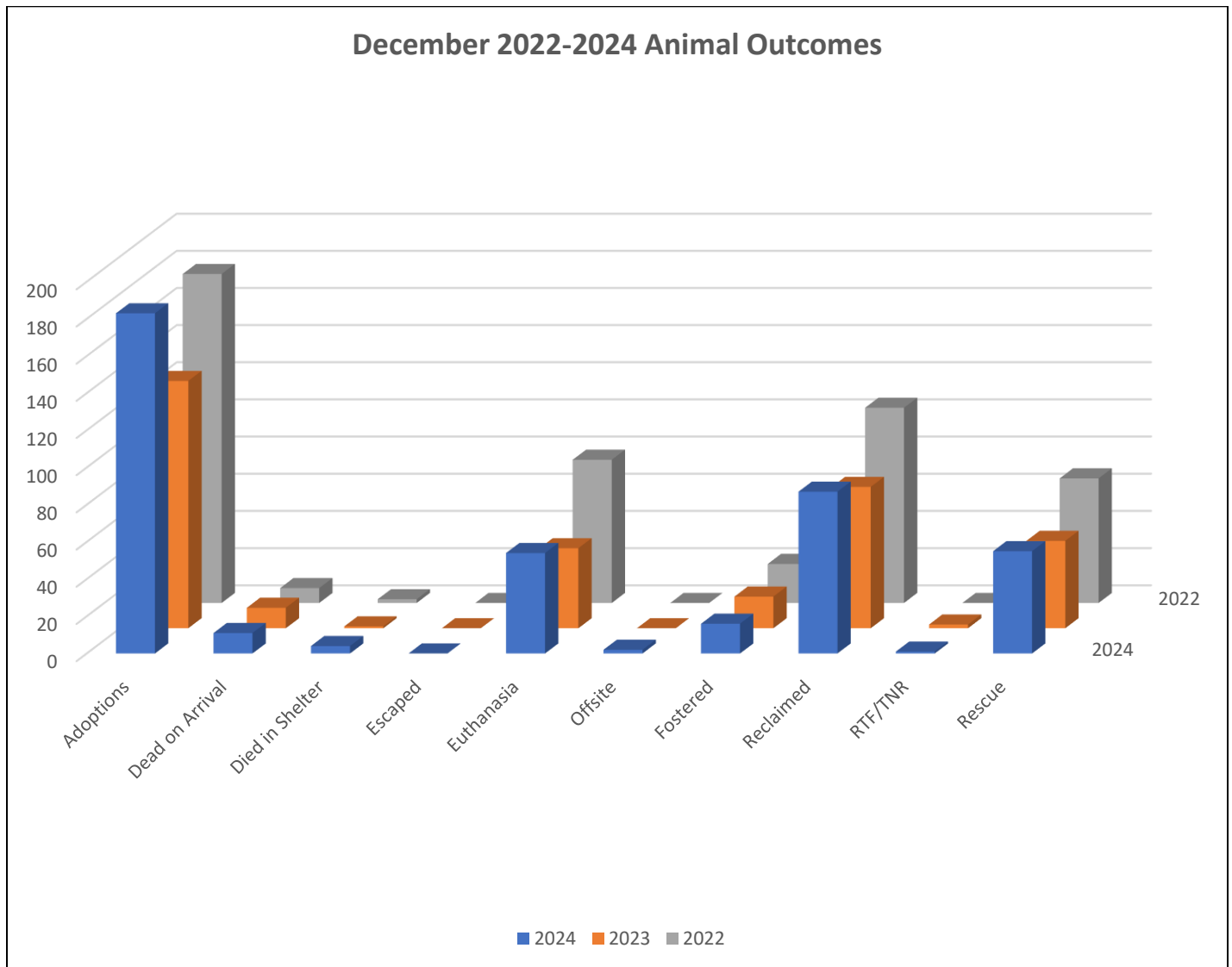
December 2022-2024 Euthanasia



## December 2024 Shelter Report

### Outcomes

Animal Outcomes	413
Adoptions	183
Dead on Arrival	11
Died in Shelter	4
Escaped	0
Euthanasia	54
Offsite	2
Fostered	16
Reclaimed	87
RTF/TNR	1
Rescue	55



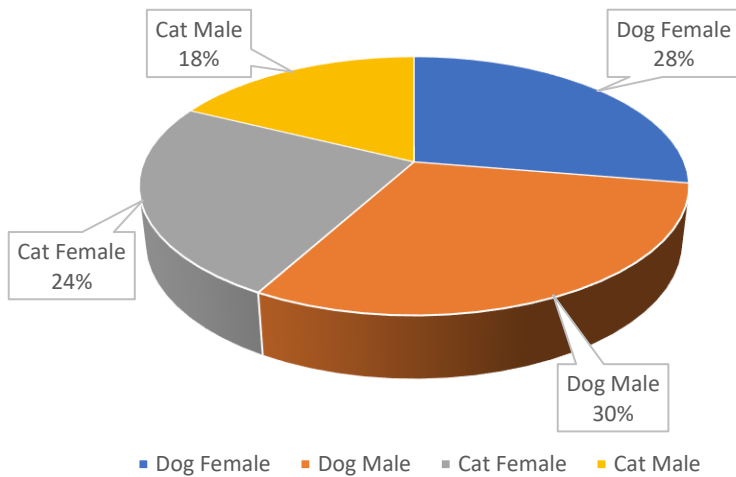


# December 2024 Shelter Report

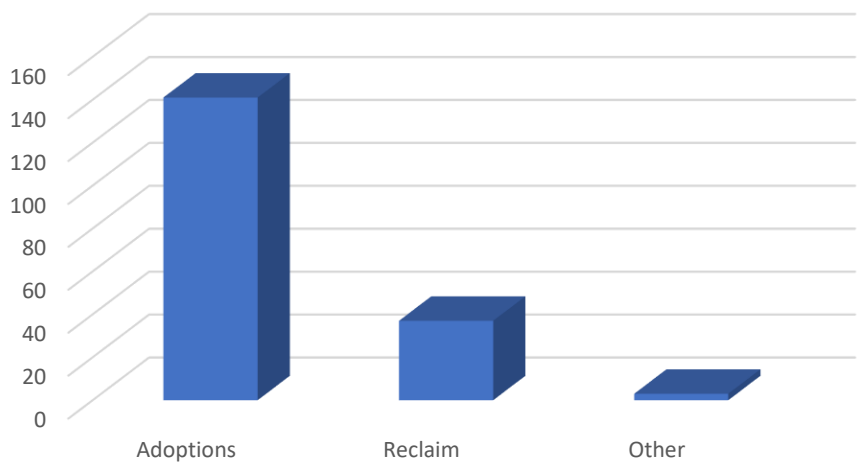
## Microchips Issued

Microchips Implanted	181
Dogs – Female	50
Dogs – Male	55
Cats – Female	44
Cats – Male	32
Adoptions	141
Reclaimed	37
Other	3
Event	0

December 2024 Microchips Implanted



December 2024 Microchip Reasons

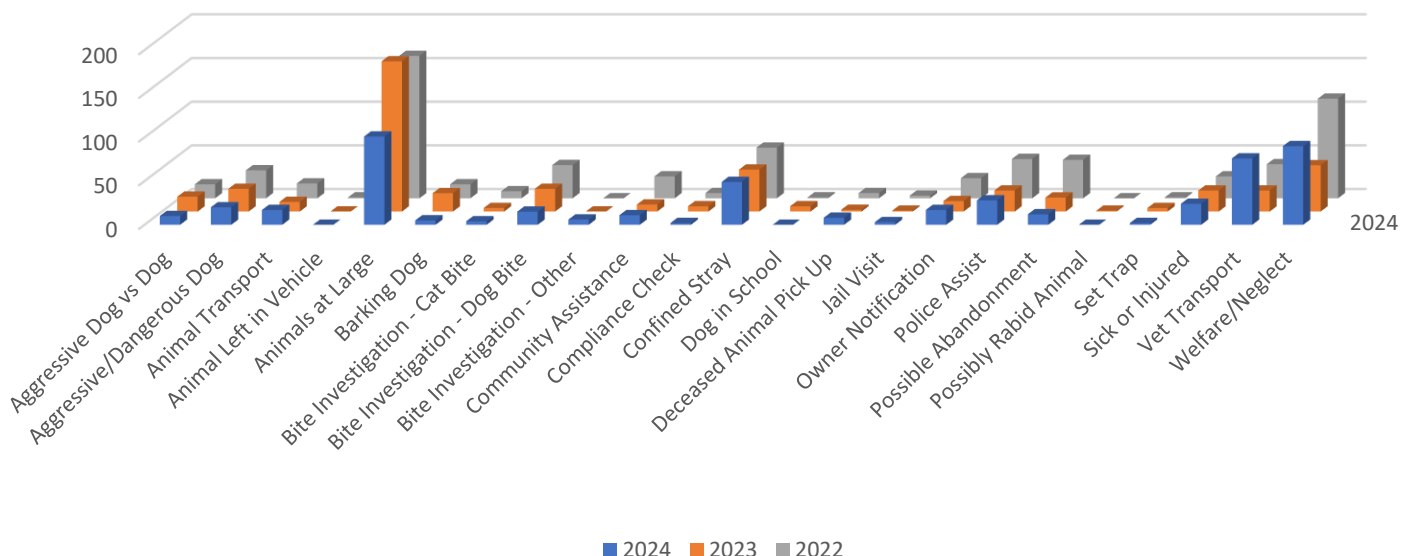


# December 2024 Shelter Report

## Activity Calls

Service Calls	500
Aggressive Dog Vs Dog	10
Aggressive/Dangerous Dog	20
Aggressive Dog Vs. Other	0
Animal Transport	17
Animal Left in Vehicle	0
Animals at Large	101
Barking Dog	5
Bites involving Cats	4
Bites involving Dogs	15
Bites Other Animals	6
Community Assistance	11
Compliance Check	2
Confined Stray	49
Dog in School	0
Deceased Animal Pick Up	8
Jail Visit	3
Owner Notification	17
Police Assist	28
Possible Abandonment	12
Possibly Rabid Animal	0
Set Trap	2
Sick or Injured Animal	24
Vet Transport	76
Welfare or Neglect Complaint	90

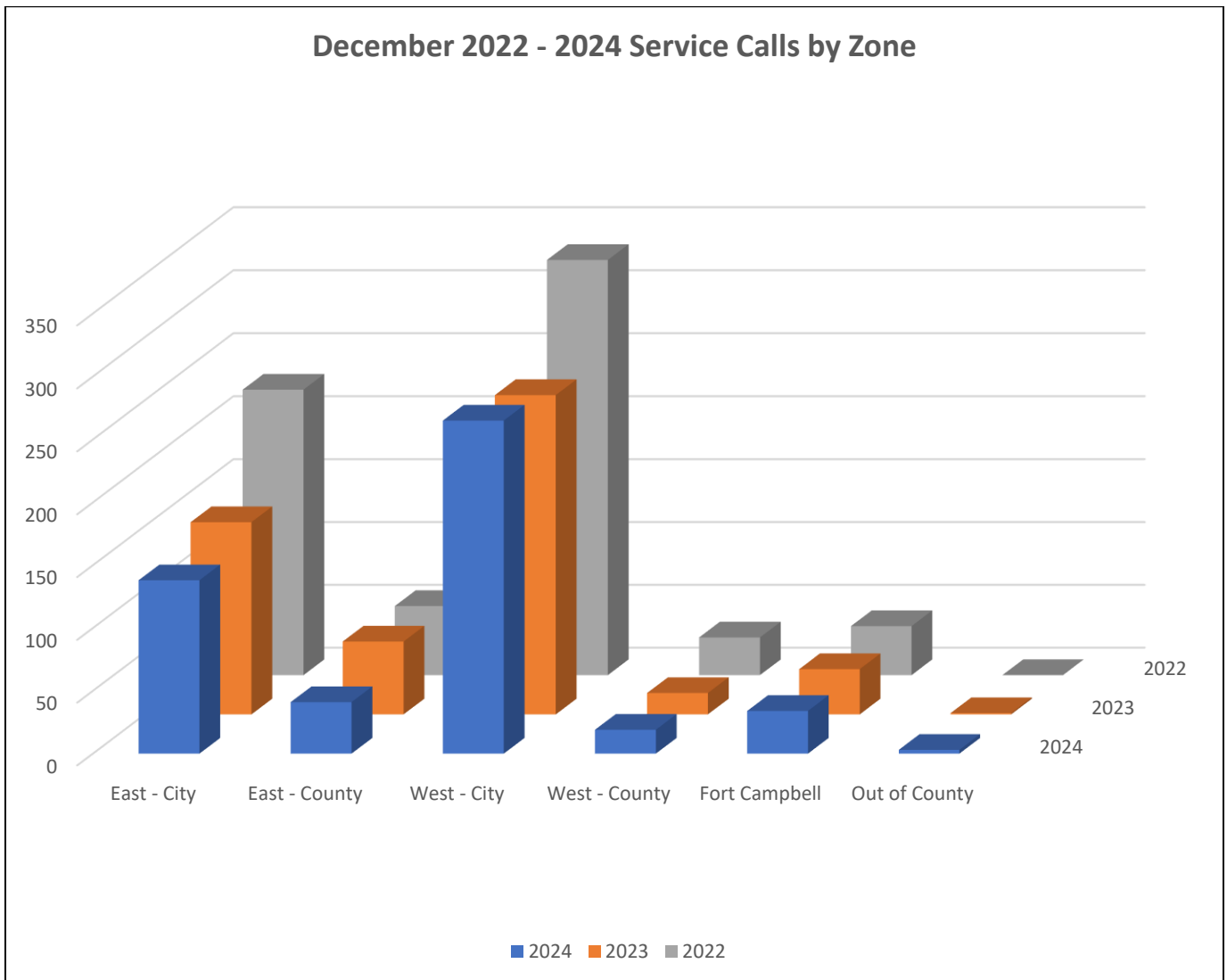
## December 2022-2024 Activity Calls



# December 2024 Shelter Report

## Activity Calls by Zones

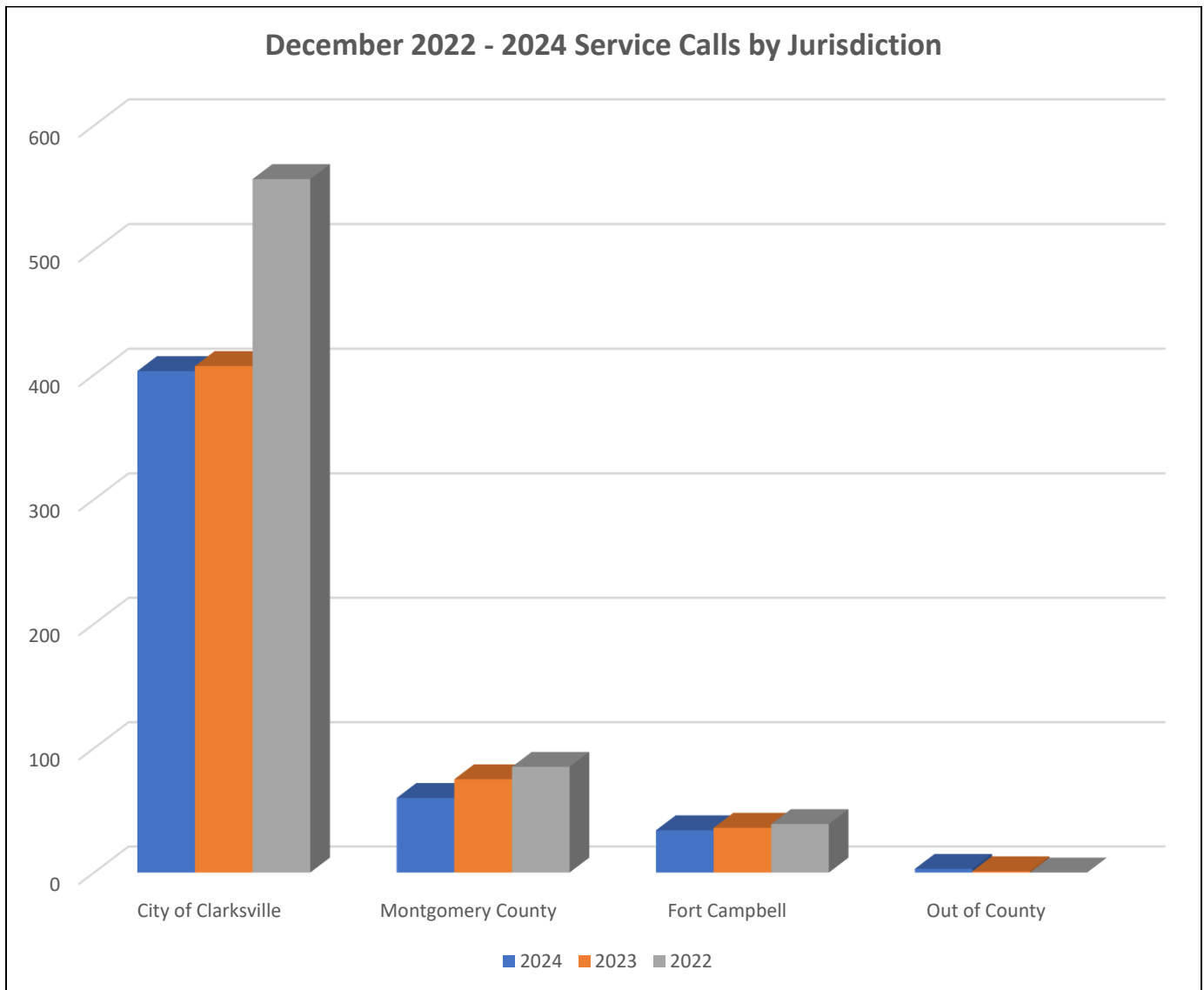
Service Calls by Zone	500
East City	138
East County	41
West City	265
West County	19
Ft. Campbell	34
Other	3



## December 2024 Shelter Report

### Activity Calls by Jurisdiction

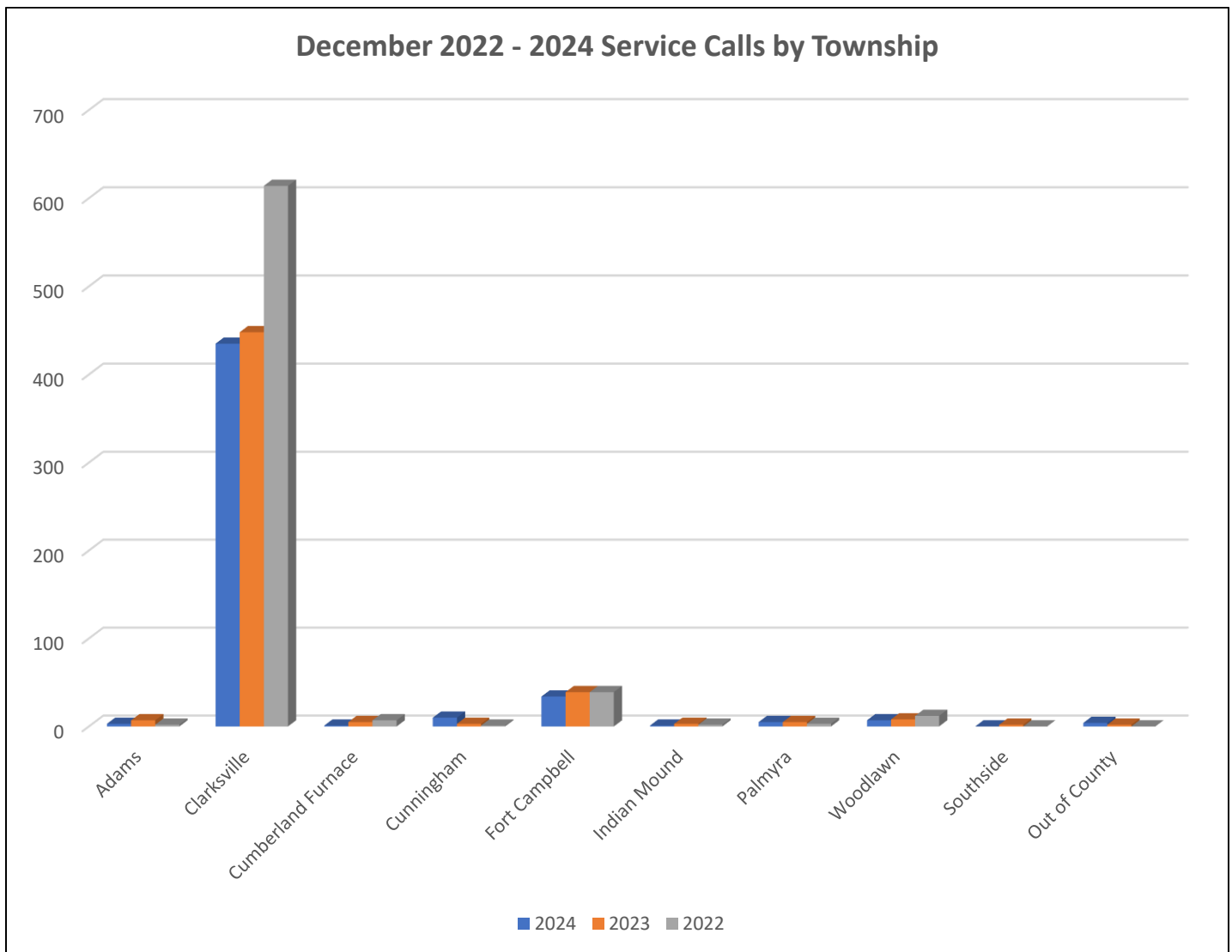
Service Calls by Jurisdiction	500
City of Clarksville	403
Montgomery County	60
Ft. Campbell	34
Out of County	3



## December 2024 Shelter Report

### Activity Calls by Townships

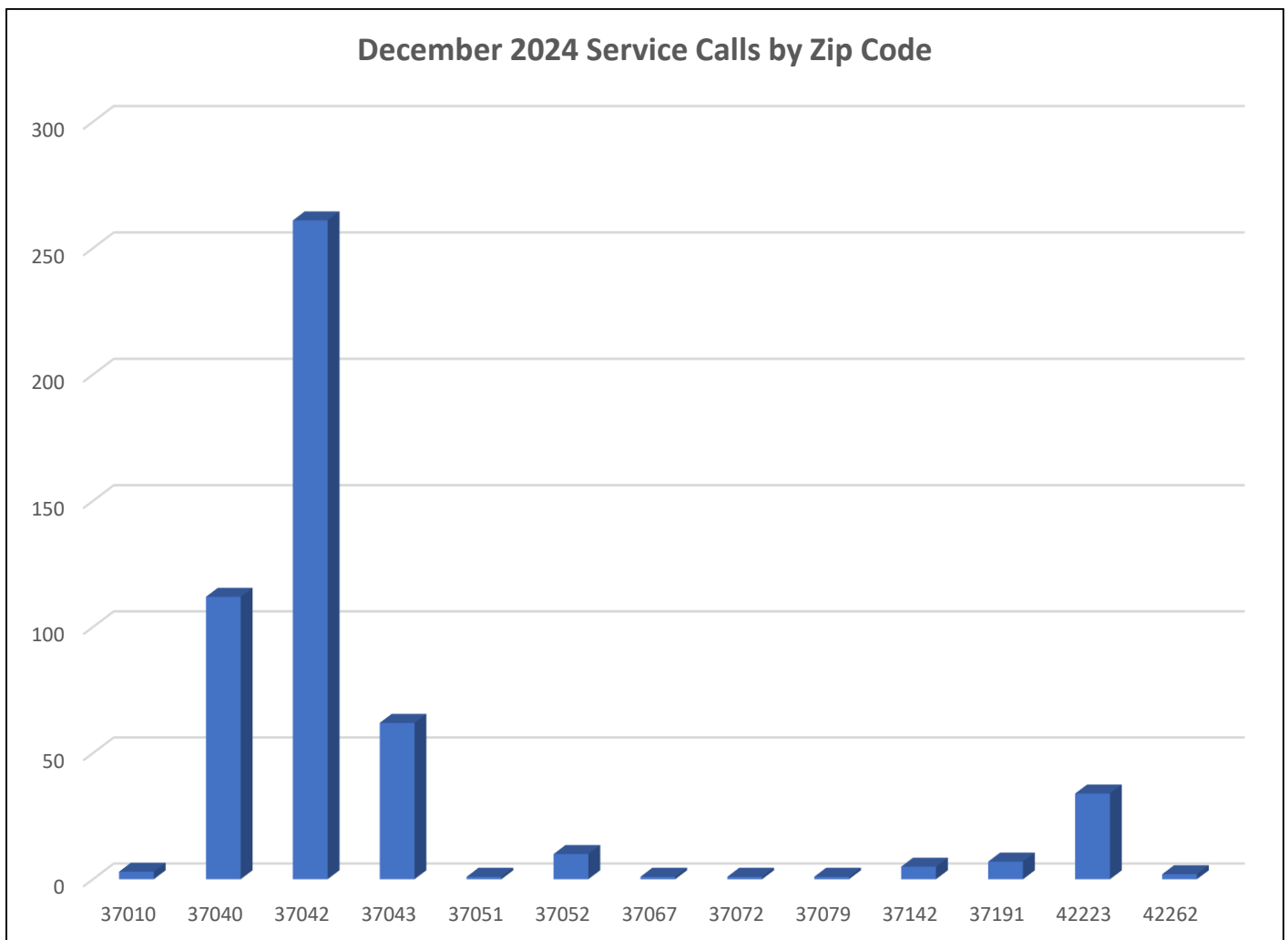
Service Calls by Township	500
Adams	3
Clarksville	435
Cumberland Furnace	1
Cumberland City	0
Cunningham	10
Fort Campbell	34
Indian Mound	1
Palmyra	5
Southside	0
Woodlawn	7
Other	4



## December 2024 Shelter Report

### Service Calls by Zip Code

Service Calls Outcomes	500
37010	3
37040	112
37042	261
37043	62
37050	0
37051	1
37052	10
37079	1
37091	0
37142	5
37171	0
37191	7
42223	34
37067	1

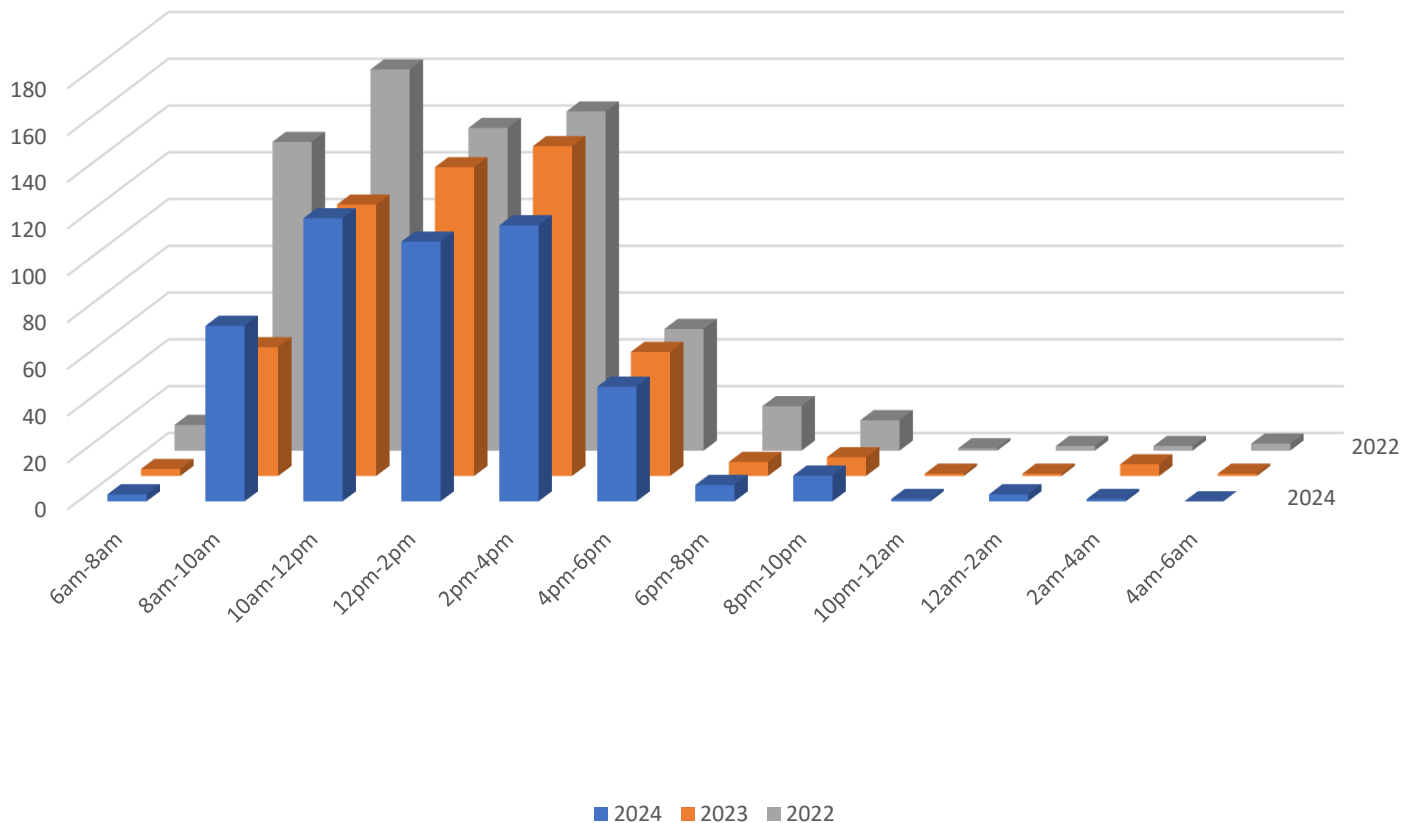


# December 2024 Shelter Report

## Activity by Time of Day

Service Calls by Time of Day	500
6am to 8am	3
8am to 10am	75
10am to 12pm	121
12pm to 2pm	111
2pm to 4pm	118
4pm to 6pm	49
6pm to 8pm	7
8pm to 10pm	11
10pm to 12am	1
12am to 2am	3
2am to 4am	1
4am to 6am	0

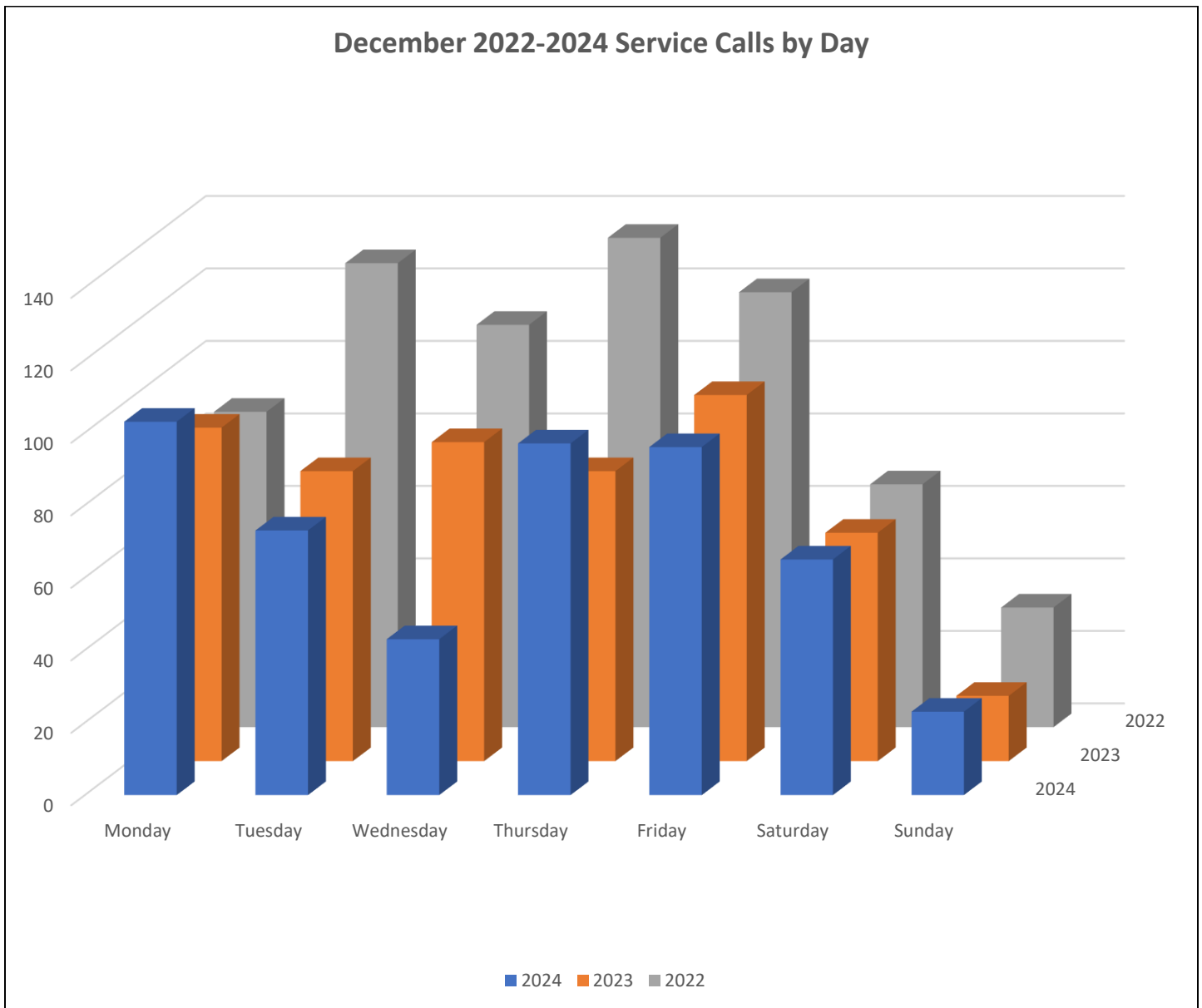
December 2022 - 2024 Service Calls by Time



## December 2024 Shelter Report

### Activity by Day of Week

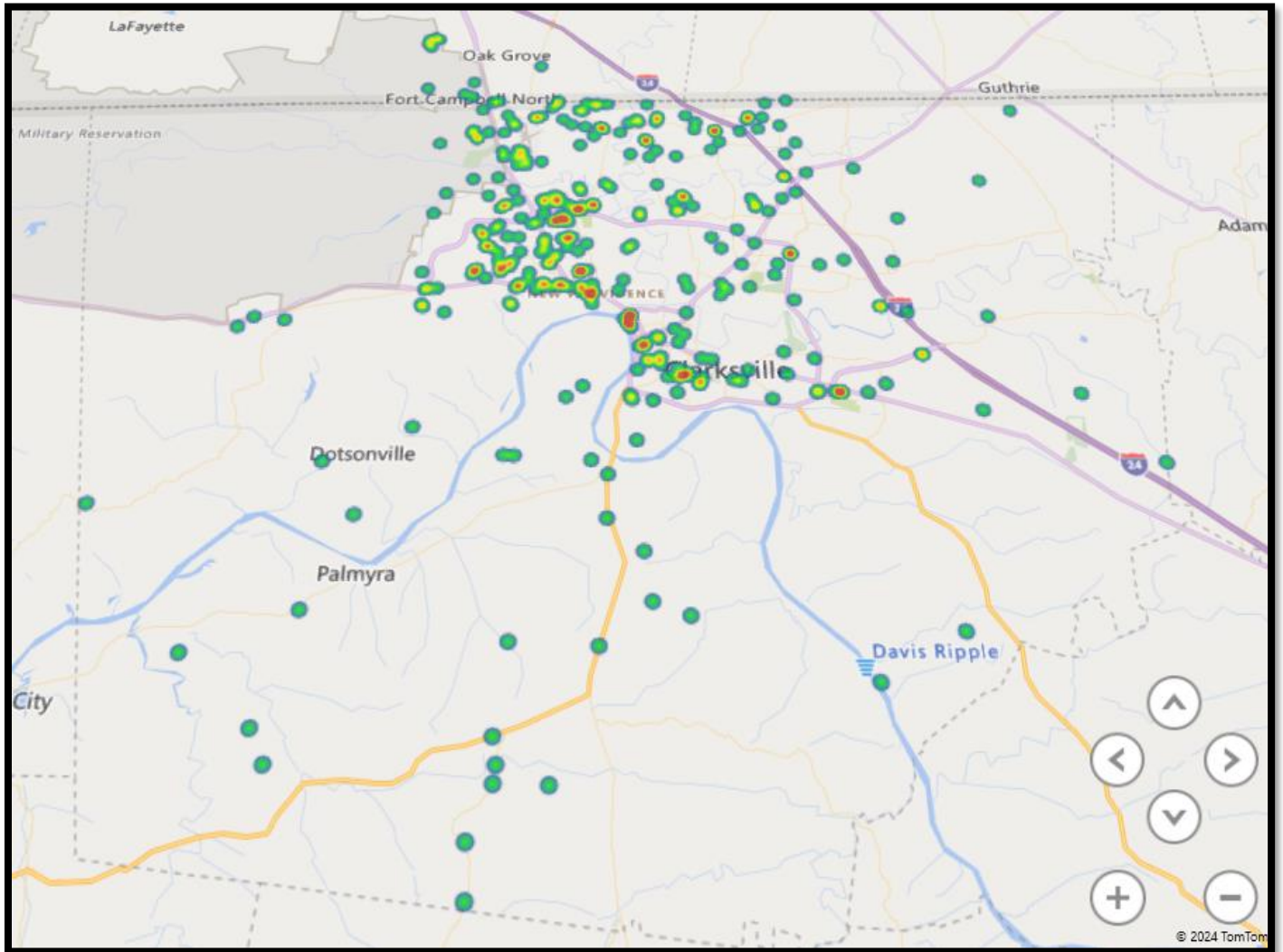
Service Calls by Day	499
Monday	63
Tuesday	112
Wednesday	79
Thursday	86
Friday	76
Saturday	61
Sunday	22





# December 2024 Shelter Report

## Activity Heat Map

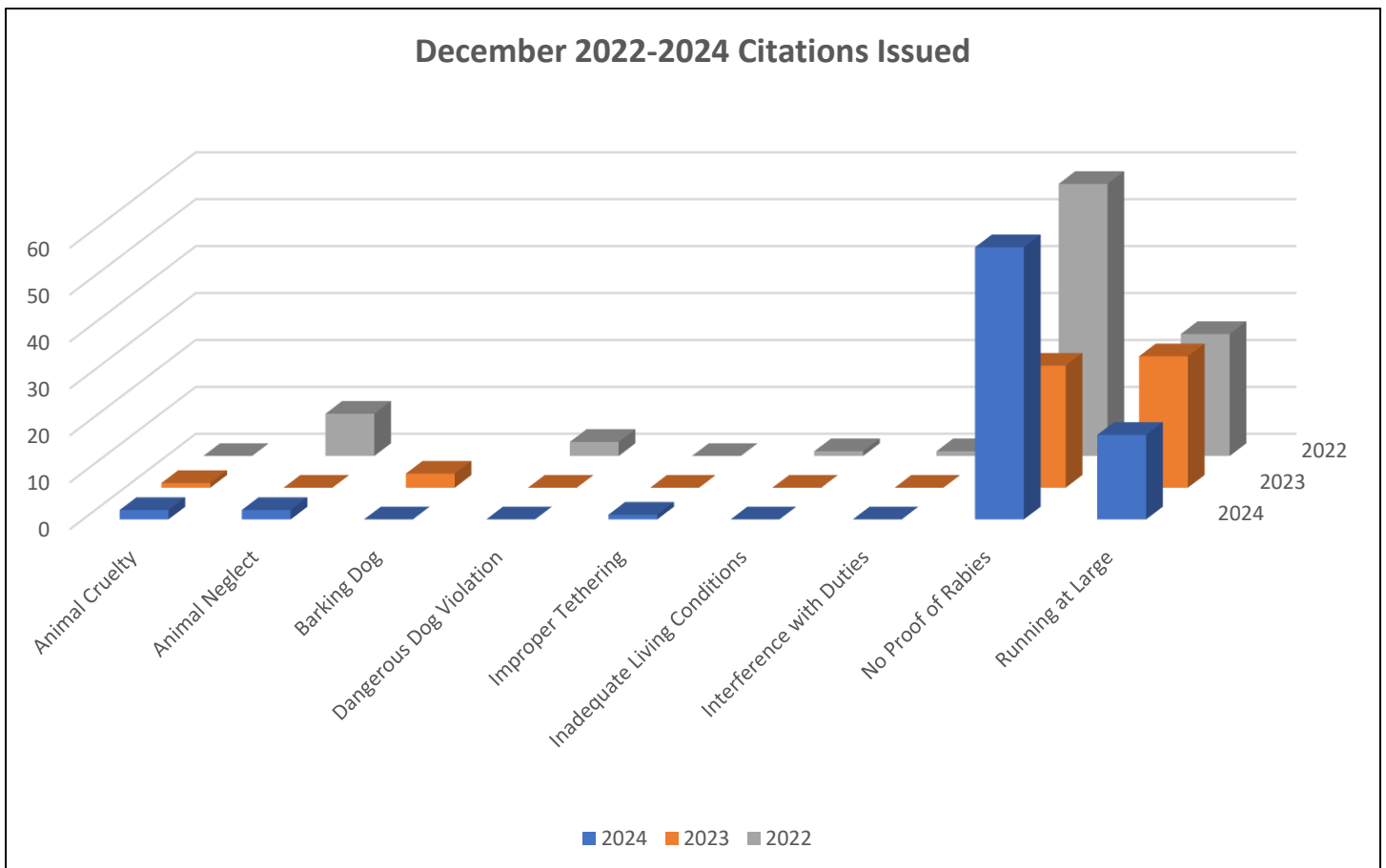


## December 2024 Shelter Report

### Citations Issued

Citations Issued	81
Animal Cruelty	2
Animal Neglect	2
Animal Abandonment	0
Barking Dog	0
Dangerous Dog Violation	0
Inadequate Living Conditions	5
Improper Tethering	1
Interference with Officer	0
No Proof of Rabies Vaccination	58
Running at Large	18
Running at Large Twice in 12 Months	0
Running at Large Fourth in 12 Months	0

Citation Outcomes	81
Sent to General Sessions	43
Rectified Prior to Court	16
Pending	22
Warning Citation	0



## 2024 Totals

Activity	Jan.	Feb.	Mar.	Apr.	May	Jun.	Jul.	Aug.	Sep.	Oct.	Nov.	Dec.	Total	2023	Trend	% Change
Owner Surrenders	52	44	29	56	44	49	62	69	67	61	44	46	625	661	642	
Intakes	340	329	336	411	476	491	542	504	431	474	361	380	5,076	4,438	5,202	
Stray Dog	166	178	167	156	185	171	197	170	163	173	156	176	2,058	1,792	2,071	
Stray Cat	63	64	74	107	170	181	221	169	136	153	100	80	1,518	1,411	1,605	
Calls for Service	540	554	623	609	583	517	619	692	625	665	499	500	7,026	7,130	7,232	
Euthanasia dog	37	54	15	28	56	52	71	38	41	40	31	36	499	419	518	
Euthanasia Cat	10	16	9	26	18	24	57	33	46	58	14	18	329	383	356	
Microchips Issued	152	102	149	150	137	137	158	197	156	193	193	181	1,905	1,438	1,837	
Adoptions	141	122	155	129	131	132	174	193	178	197	174	183	1,909	1,607	1,862	
Rescue/Transfer	53	54	57	79	134	105	91	84	58	73	42	55	886	972	945	
Incoming Phone Calls	1,926	2,200	2,421	2,507	2,296	2,295	2,552	2,363	2,091	2,510	1,598	1,385	26,144	26,816	27,793	
Visitors	1,081	1,364	1,411	941	1,120	1,262	1,576	1,699	1,402	1,421	1,560	1,757	16,594		15,932	

Live Release Rate%	Jan.	Feb.	Mar.	Apr.	May	Jun.	Jul.	Aug.	Sep.	Oct.	Nov.	Dec.	Total	2023	% Change
Dogs	76%	76%	93%	88%	79%	78%	73%	86%	82%	83%	85%	85%	82%		
Cats	89%	80%	91%	81%	91%	84%	72%	81%	67%	71%	87%	86%	82%		
Total Live Release	80%	77%	92%	85%	84%	81%	73%	84%	76%	77%	86%	85%	82%		

## 2023 Totals

Activity	Jan.	Feb.	Mar.	Apr.	May	Jun.	Jul.	Aug.	Sep.	Oct.	Nov.	Dec.	Total	2022	% Change
Owner Surrenders	49	50	56	63	70	41	52	44	41	30	32	36	564	661	-14.6%
Intakes	348	334	354	386	478	427	426	412	419	450	379	319	4,732	4,438	6.2%
Stray Dog	148	139	179	172	198	166	185	170	161	162	163	134	1,977	1,792	9.3%
Stray Cat	85	74	57	101	134	141	114	131	164	152	116	85	1,654	1,411	14.6%
Calls for Service	641	609	745	703	742	667	555	601	561	556	519	522	7,421	7,130	4%
Euthanasia dog	42	34	47	46	48	66	60	53	59	53	47	28	553	419	30%
Euthanasia Cat	15	15	21	17	16	34	61	52	48	57	29	15	380	383	.7%
Microchips Issued	109	123	123	124	160	131	140	110	132	182	154	143	1,631	1,438	11.8%
Adoptions	122	130	121	106	147	131	144	113	138	171	152	133	1,608	1,607	.2%
Rescue/Transfer	68	44	54	70	39	52	23	38	51	51	36	47	573	972	-41%
Incoming Phone Calls	2,347	1,913	2,345	2,225	2,540	2,246	2,266	2,454	2,131	2,257	1,967	2,125	26,816	--	--

Live Release Rate%	Jan.	Feb.	Mar.	Apr.	May	Jun.	Jul.	Aug.	Sep.	Oct.	Nov.	Dec.	Total	2022	% Change
Dogs	89%	83%	81%	80%	82%	71%	75%	74%	67%	75%	80%	76%	78%	84%	-9%
Cats	91%	84%	78%	83%	85%	72%	57%	54%	71%	69%	80%	88%	76%	72%	5.2%
Total Live Release	90%	83%	80%	81%	82%	71%	68%	67%	69%	72%	80%	82%	77%	80%	-3.7%

## 2022 Totals

Activity	Jan.	Feb.	Mar.	Apr.	May	Jun.	Jul.	Aug.	Sep.	Oct.	Nov.	Dec.	Total	2021	% Change
Owner Surrenders	31	110	75	41	31	56	36	47	54	48	49	52	661	633	4%
Intakes	234	320	329	313	384	396	313	508	456	434	369	382	4,438	3,761	15%
Stray Dog	114	109	150	108	119	129	158	202	171	153	166	192	1,792	1,435	20%
Stray Cat	67	47	80	129	195	175	91	177	164	146	78	62	1,411	1,065	25%
Calls for Service	397	409	614	615	592	628	637	649	630	642	636	681	7,130	5,328	25%
Euthanasia dog	19	32	27	21	24	35	36	64	55	27	50	64	419	232	45%
Euthanasia Cat	11	27	30	18	29	84	42	52	73	66	46	18	383	350	8%
Microchips Issued	128	99	150	123	140	144	193	172	128	170	135		1,438	1,636	-12%
Adoptions	137	99	142	122	110	142	184	187	141	186	122	177	1,607	1,523	5%
Rescue/Transfer	60	68	75	131	77	68	35	85	83	63	46	67	790	972	-18%
Incoming Phone Calls	**	**	**	**	**	**	**	**	**	2,400	2,192	2,155	6,747	---	---

Live Release Rate%	Jan.	Feb.	Mar.	Apr.	May	Jun.	Jul.	Aug.	Sep.	Oct.	Nov.	Dec.	Total	2021	% Change
Dogs	89.4%	83%	87%	91%	88%	85%	86%	76%	76%	89%	76%	77%	84%	86%	-2%
Cats	90%	73%	75%	88%	78%	54%	71%	71%	56%	65%	60%	87%	72%	72%	0%
Total Live Release	89.4%	80%	83%	90%	84%	72%	80%	74%	67%	78%	71%	81%	80%	85%	-5%